

Suryajyoti Spinning Mills Ltd

Balance Sheet as at 31 Mar 2021

Particulars	Note No	As at 31 Mar 2021	As at 31 Mar 2020
		Rs in Lacs	Rs in Lacs
ASSETS:			
A. Non-Current Assets:			
i) Property, Plant & Equipment	3	14,673.67	15,971.57
ii) Financial Assets			
a) Loans & Advances	4	12.78	12.78
b) Others	4a	278.73	285.82
iii) Income Tax Assets(Net)	5	648.50	680.06
iv) Other Non-Current Assests	6	54.32	54.32
Total Non-Current Assets		15,668.00	17,004.55
B. Current Assets:			
i) Inventories	7	67.94	71.15
ii) Financial Assets			
a) Trade Receivables	8	132.01	132.01
b) Cash & Cash Equivalents	8a	14.78	34.98
c) Loans & Advances	8b	6.76	5.83
d) Others	8c	13.87	13.87
iii) Other Current Assets	9	387.06	409.74
Total Current Assets		622.42	667.58
Total Assets		16,290.42	17,672.13
EQUITY & LIABILITIES:			
A. Equity:			
a) Equity Share Capital	10	1,965.62	1,965.62
b) Other Equity	10a	(24,365.95)	(22,971.23)
Total Equity		(22,400.33)	(21,005.61)
B. Liabilities			
1. Non-Current Liabilities			
a) Financial Liabilities			
i) Borrowings	11	19.49	94.36
ii) Redeemable Preference Shares	11a	3,096.76	3,096.76
b) Employee Defined Benefit Liabilities	12	227.24	227.24
c) Other non-current Liabilities	13	2,416.20	2,416.20
Total Non-Current Liabilities		5,759.69	5,834.56
2. Current Liabilities:			
a) Financial Liabilities			
i) Borrowings	14	14,571.77	14,571.77
ii) Trade Payables	14a		
a) Outstandings to MSMEs		7.99	9.48
b) Outstandings to other than MSMEs		3,152.68	3,168.27
iii) Other Financial Liabilities	14b	13,450.11	13,391.56
b) Other Current Liabilities	15	1,688.85	1,642.44
c) Employee Defined Befenit Liabilities	16	59.66	59.66
Total Current Liabilities		32,931.06	32,843.18
Total Liabilities		38,690.75	38,677.74
Total Equity & Liabilities		16,290.42	17,672.13

The accompanying Notes form an integral part of the Financial Statements

As per our report of even date
for **ATHOTA & CO.,**
Chartered Accountants
Firm Registration No.004828S

Athota Chennaiah
Partner
Membership No.029461



Place : Hyderabad
Date : 06-NOV-2021



For Suryajyoti Spinning Mills Ltd.,

Mr. Ram Ratan Kanoongo
Resolution Professional
Reg.No.IBB/IPA-001/
IP-P00070/2017-18/10156
Mumbai

A.K. Agarwal
Director
Suspended



Suryajyoti Spinning Mills Ltd

Statement of Profit and Loss for the Year Ended 31 Mar 2021


Particulars	Note No	For the	For the
		Year Ended 31.03.2021	Year Ended 31.03.2020
		Rs in Lacs	Rs in Lacs
A. INCOME:			
i) Revenue from Operations	17	805.93	1,036.20
ii) Other Income	18	8.30	252.09
Total Income		814.23	1,288.29
B. EXPENSES:			
i) Cost of Materials Consumed	19	6.19	-
ii) Changes in inventories of Finished Goods, and Work-in-Progress	20	-	0.53
iii) Employee Benefit Expenses	21	405.70	481.94
iv) Other Expenses	22	491.06	1,966.23
Total		902.95	2,448.70
EBITDA		(88.72)	(1,160.41)
Depreciation and Amortisation	23	1,297.89	1,313.28
Finance Costs	24	8.11	0.74
Total Expenses		2,208.95	3,762.72
Profit/(Loss) Before Tax		(1,394.72)	(2,474.43)
Tax Expense	25		
a. Current Tax		-	-
b. Deferred Tax		-	-
Total Tax Expenses		-	-
Profit/(Loss) after Tax for the period		(1,394.72)	(2,474.43)
C. OTHER COMPREHENSIVE INCOME			
Items that will not be reclassified to Profit or loss in subsequent periods			
Re-measurement gains/(loss) on employee defined benefit plans	26	-	-
Total Other Comprehensive Income/(Loss) for the year		-	-
Total Comprehensive Income/(Loss) for the year		(1,394.72)	(2,474.43)
Earnings per Share	27		
i. Basic		(7.10)	(12.59)
ii. Diluted		(7.10)	(12.59)
Nominal value per equity share		10.00	10.00
Significant Accounting Policies	2		

The accompanying Notes form an integral part of the Financial Statements

As per our report of even date
for **ATHOTA & CO.,**
Chartered Accountants
Firm Registration No.0048285

Athota Chennaiah
Partner
Membership No.029461

Place : Hyderabad
Date : 06-NOV-2021



For Suryajyoti Spinning Mills Ltd.,

Mr. Ram Ratan Kanoongo
Resolution Professional
Reg.No.IBB/IPA-001/
IP-P00070/2017-18/10156
Mumbai

A.K. Agarwal
Director
Suspended



Suryajyoti Spinning Mills Ltd

Statement of Changes in Equity

A. Equity Share Capital

Equity shares of INR 10 each Issued, Subscribed and Fully Paid


	No	Rs in lacs
As at 31 Mar 2020	1,96,56,164	1,965.62
Issued During the year	0	0.00
As at 31 Mar 2021	1,96,56,164	1,965.62

B. Other Equity

PARTICULARS	Reserves and Surplus					Other Items of OCI	Total
	Security Premium Account	Capital Reserve	General Reserve	State Subsidy	Retaining Earnings		
	Rs in lacs	Rs in lacs	Rs in lacs	Rs in lacs	Rs in lacs		
Balance at the beginning of the reporting period as at Apl 01,2019	2,260.49	19.10	754.14	15.00	(23,599.27)	53.74	(20,496.80)
Add: Re-measurement gains/(loss) on employee defined benefit plans	-	-	-	-	-	-	-
Add: Transfer from Share forfeiture account	-	-	-	-	-	-	-
Add: Profit after Tax for the year	-	-	-	-	(2,474.43)	-	(2,474.43)
Balance at the end of the reporting period as at 31 Mar 2020	2,260.49	19.10	754.14	15.00	(26,073.70)	53.74	(22,971.23)
Balance at the beginning of the reporting period as at Apl 01,2020	2,260.49	19.10	754.14	15.00	(26,073.70)	53.74	(22,971.23)
Add: Re-measurement gains/(loss) on employee defined benefit plans	-	-	-	-	-	-	-
Add: Transfer from Share forfeiture account	-	-	-	-	-	-	-
Add: Profit after Tax for the year	-	-	-	-	(1,394.72)	-	(1,394.72)
Balance at the end of the reporting period as at 31 Mar 2021	2,260.49	19.10	754.14	15.00	(27,468.42)	53.74	(24,365.95)

The accompanying Notes form an integral part of the Financial Statements


As per our report of even date
for **ATHOTA & CO.,**
Chartered Accountants
Firm Registration No.004828S


Athota Chennaiah
Partner
Membership No.029461




Place : Hyderabad
Date : 06-NOV-2021

For Suryajyoti Spinning Mills Ltd.,


Mr. Ram Ratan Kanoongo
Resolution Professional
Reg.No.IBB/IPA-001/
IP-P00070/2017-18/10156
Mumbai




A.K. Agarwal
Director
Suspended



Suryajyoti Spinning Mills Ltd

Notes on Financial Statements as at 31 Mar 2021

3. Property, Plant and Equipment

Rs in Lacs

Description	Freehold Land	Freehold Buildings	Plant & Machinery	Computers	Office Equipment	Furniture & Fittings	Vehicles	Total
COST:								
As at Mar 31, 2020	384.43	6,617.03	30,916.07	120.57	-	138.71	323.24	38,500.05
Additions	-	-	-	-	-	-	-	-
Disposals/Adjustments	-	-	-	-	-	-	-	-
Exchange Differences	-	-	-	-	-	-	-	-
As at Mar 31, 2021	384.43	6,617.03	30,916.07	120.57	-	138.71	323.24	38,500.05
DEPRECIATION/AMORTISATION:								
As at Mar 31, 2020	-	2,095.32	19,884.68	114.83	-	132.95	300.70	22,528.48
Charge for the year	-	156.08	1,136.49	-	-	0.31	5.02	1,297.90
Disposals/Adjustments	-	-	-	-	-	-	-	-
As at Mar 31, 2021	-	2,251.40	21,021.17	114.83	-	133.26	305.72	23,826.38
NET BLOCK:								
As at Mar 31, 2020	384.43	4,521.71	11,031.39	5.74	-	5.76	22.54	15,971.57
As at Mar 31, 2021	384.43	4,365.63	9,894.90	5.74	-	5.45	17.52	14,673.67

Suryajyoti Spinning Mills Ltd

Notes on Financial Statements as at 31 Mar 2021

Particulars	As at 31 Mar 2021	As at 31 Mar 2020
	Rs in Lacs	Rs in Lacs
4. Loans & Advances (Unsecured considered good unless otherwise stated)		
Other Advances	12.78	12.78
Sub-Total	12.78	12.78
4a. Other Financial Assets:		
Security Deposits	278.73	285.82
Sub-Total	278.73	285.82
5. Income Tax Assets (Unsecured, considered good unless stated otherwise)		
Advance Tax (net of Provision for taxes)	648.50	680.06
Sub-total	648.50	680.06
6. Other Non-Current Assets (Unless, considered good unless stated otherwise)		
Advances for Capital Goods	54.32	54.32
Sub-Total	54.32	54.32
7. Inventories (valued at lower of cost or net realisable value)		
Raw Materials	-	-
Work in Progress	-	-
Finished Goods	-	-
Stores, spares and consumables	67.94	71.15
Sub-Total	67.94	71.15

Suryajyoti Spinning Mills Ltd

Notes on Financial Statements as at 31 Mar 2021

Particulars	As at	As at
	31 Mar 2021	31 Mar 2020
	Rs in Lacs	Rs in Lacs
8. Trade Receivables		
(Unsecured, considered good unless stated otherwise)		
Outstanding for a period exceeding 6 months from the date they are due for payment		
Considered good	2.88	2.88
Doubtful	129.13	129.13
	<u>132.01</u>	<u>132.01</u>
Others	-	-
Sub-Total	132.01	132.01
8a. Cash and cash equivalents		
i) Cash on hand	3.58	3.57
ii) Balance with banks:		
On Current Accounts	11.20	6.41
iii) Deposits with original maturity less than 12 months	-	25.00
Sub-Total	14.78	34.98
8b. Loans		
Loans to Employees	6.76	5.83
Sub-total	6.76	5.83
8c. Other Financial Assets		
Interest accrued on deposits	13.87	13.87
Sub-Total	13.87	13.87
9. Other Current Assets		
(Unsecured, considered good unless otherwise stated)		
Balances with Govt Authorities	18.15	31.64
Prepaid Expenses	0.07	-
Incentives Receivables	239.12	239.12
Others	129.72	138.98
Sub-Total	387.06	409.74

Suryajyoti Spinning Mills Ltd

Notes on Financial Statements as at 31 Mar 2021

Particulars	As at 31 Mar 2021	As at 31 Mar 2020
	Rs in Lacs	Rs in Lacs
10. Share Capital		
Authorised Share Capital:		
250,00,000 Equity shares of par value of Rs.10/- each	2,500.00	2,500.00
Issued		
199,26,209 Equity shares of par value of Rs.10/- each	1,992.62	1,992.62
Subscribed and fully paid up shares:		
196,56,164 Equity shares of par value of Rs.10/- each	1,965.62	1,965.62
Share Forfeiture	-	-
Total Issued, Subscribed and fully paid up Share Capital	1,965.62	1,965.62

Reconciliation of number of shares outstanding and amount at the beginning and at end of the year

PARTICULARS	As at Mar 31, 2021		As at Mar 31, 2020	
	No	Rs in Lacs	No	Rs in Lacs
At the beginning of the Year	1,96,56,164	1,965.62	1,96,56,164	1,965.62
Add: Shares issued on during the year	-	-	-	-
At the end of the year	1,96,56,164	1,965.62	1,96,56,164	1,965.62

Terms / rights attached to equity shares:

The company has only one class of equity shares having a par value of Rs.10 per share. Each holder of shares is entitled to one vote per share. The company declares dividends in Indian rupees. In the event of liquidation of the company, the holders of equity shares will be entitled to receive remaining assets of the company, after distribution of all preferential amounts. However, no such preferential amounts exist currently. The distribution will be in proportion to the number of equity shares held by the shareholders.

Details of shareholders holding more than 5% equity shares in the company:

Description	As at Mar 31, 2021		As at Mar 31, 2020	
	No	Rs in Lacs	No	Rs in Lacs
Ravinder Kumar Agarwal	22,31,086	11.35	22,31,086	11.35
Arun Kumar Agarwal	21,25,600	10.81	21,25,600	10.81
Neha Agarwal	13,65,500	6.95	13,65,500	6.95
Vijaylatha Jain	12,48,900	6.35	12,48,900	6.35
APMS Investment Fund Limited	10,36,608	5.27	10,36,608	5.27

10a. Other Equity

Particulars	As at Mar 31, 2021		As at Mar 31, 2020	
	Rs in Lacs	Rs in Lacs	Rs in Lacs	Rs in Lacs
a) Capital Reserve:				
Balance at the beginning of the year		19.10		19.10
Add: Transfer from Share Forfeiture Account		-		-
Balance at the end of the year		19.10		19.10
b) Security Premium Reserve:				
Balance at the beginning of the year		2,260.49		2,260.49
Add: Transfer from Share Forfeiture Account		-		-
Balance at the end of the year		2,260.49		2,260.49
c) Capital Subsidy				
Balance at the beginning of the year		15.00		15.00
Add: Transfer from Share Forfeiture Account		-		-
Balance at the end of the year		15.00		15.00
d) General Reserve:				
Balance at the beginning of the year		754.14		754.14
Add: Transfer from Share Forfeiture Account		-		-
Balance at the end of the year		754.14		754.14
e) Retained Earnings:				
Balance at the beginning of the year		(26,063.72)		(23,589.30)
Add: Profit After Tax for the Year		(1,394.72)		(2,474.43)
Less : Preference Dividend		-		-
Balance at the end of the year		(27,458.44)		(26,063.73)
f) Other Comprehensive Income :				
Re-measurement of gains/Loss from Gruatuity		53.74		53.74
Total Other Equity		(24,355.97)		(22,961.26)

Suryajyoti Spinning Mills Ltd

Notes on Financial Statements as at 31 Mar 2021

11. Long Term Borrowings:

Description	Effective Interest Rate	Maturity	Non-Current Portion		Current Maturities	
			As at Mar 31, 2021	As at Mar 31, 2020	As at Mar 31, 2021	As at Mar 31, 2020
			Rs in lacs	Rs in lacs	Rs in lacs	Rs in lacs
Term Loans (Secured)						
Indian Rupees Loans from Banks	12.84%		-	-	10,603.88	10,603.88
Indian Rupees Loans from NBFC	14.26%		-	-	0.08	0.08
Foreign Current Loans from Banks	7.72%		-	-	-	-
Others Loans						
Deferred Sales Tax Loan	-		19.49	94.36	925.96	851.10
Total			19.49	94.36	11,529.92	11,455.06
The above amount includes:						
Secured Borrowings			-	-	10,603.96	10,603.96
Unsecured Borrowings			19.49	94.36	925.96	851.10

The Details of loans are as under:

Name of the Bank	No of Instalments	Instalment Commencement Date	Rate of Interest	Sanctioned Amount	As at Mar 31, 2021	As at Mar 31, 2020
				Rs in lacs	Rs in lacs	Rs in lacs
State Bank of India						
TUF Scheme - I Term Loan - 2	36	Sep-12	15.56%	3,500.00	1,930.27	1,930.27
TUF Scheme - I Term Loan - 3	36	Sep-12	15.56%	3,800.00	2,309.65	2,309.65
Working Capital Loan Term Loan - 4	28	Dec-14	10.50%	901.00	862.81	862.81
Priority Debt Term Loan - 5	20	Mar-15	13.00%	644.00	616.71	616.71
State Bank of Hyderabad						
TUF Scheme - I Term Loan - 1	36	Sep-12	16.35%	3,640.00	2,140.02	2,140.02
Working Capital Loan Term Loan - 2	28	Dec-14	10.50%	180.00	165.29	165.29
Priority Debt Term Loan - 3	20	Mar-15	13.00%	210.00	196.37	196.37
IDBI Bank Ltd						
TUF Scheme - I Term Loan - 1	35	Dec-12	12.00%	1,000.00	225.04	225.04
TUF Scheme - I Term Loan - 2	35	Dec-12	12.00%	1,200.00	562.50	562.50
Term Loan - 3	20	Jun-13	12.00%	1,200.00	522.21	522.21
Working Capital Loan Term Loan - 4	28	Dec-14	11.50%	214.00	-	-
Priority Debt Term Loan - 5	20	Mar-15	13.00%	206.00	172.01	172.01
Indian Overseas Bank						
Term Loan - 1	28	Sep-14	12.07%	1,500.00	-	-
TUF Scheme - II Term Loan - 2	36	Sep-12	12.25%	1,385.00	901.01	901.01
Priority Debt Term Loan - 3	20	Mar-15	13.30%	219.00	-	-
ECB Loan Term Loan - 4	16	Sep-12	7.72%	-	-	-
ECB Conversion Loan Term Loan - 5	20	Sep-16	12.25%	671.04	-	-
Deferred Sales Tax Loan - Government of Telangana	10	Mar-14	-	966.28	945.46	945.46
Mahindra Financial Services Ltd	35	Apr-15	14.26%	5.98	0.08	0.08
Total				21,442.30	11,549.43	11,549.43

The Security Details are as under:

- The Primary security for the Term loans mentioned above is Pari-passu 1st charge on the entire fixed assets of the company, both present and future, situated at the four locations of the factories. Further secured by Pari-Passu II nd charge on the entire Current Assets of the company.
- The Collateral security for the Term loans above are Pledge of shareholding of the promoters in the company of 76,11,397 equity shares on pari-passu basis b) EM of commercial property belonging to the relatives of the Promoters on Pari-Passu basis.
- The Term loans mentioned above are further secured by way of Personal Guarantee of three Directors of the company and by five of the relative of the Promoters. These are further secured by Corporate Guarantees of two of the group companies.
- The Term Loans from SBI and SBH are further secured by pledge of 500,000 equity shares of the company held by the Promoters.
- The Term Loans from IOB are further secured by way of exclusive charge in respect of open land and commercial property belonging to the relatives of the Directors of the company.
- The company had availed interest free Sales Tax Deferment Loan from Government of Andhra Pradesh on Burgul unit Original and availing on Burgul unit Expansion Scheme. The Sales Tax Deferment loan shown under Unsecured Loans indicates sales tax collected under deferral scheme and is payable at the end of 10 th year in respect of Burgul unit original and is payable at the end of 14th year in respect of Burgul unit expansion.
- The company has taken vehicle loans from Volks wagon Finance company Ltd., under hypothecatin scheme. The loan is secured by way of hypothecation of the respective vehicle acquired and further guaranteed by one of the Director of the company.
- All the loan accounts with SBI,SBH, IDBI and IOB have become Non Performing due to non payment of interest and Principle dues. The respective Banks have initiated recovery action and Filed Application in DRT Hyderabad demanding the full amount and accordingly the total dues have been shown under Current Maturities.

Suryajyoti Spinning Mills Ltd

Notes on Financial Statements as at 31 Mar 2021

11a. Cumulative Redeemable Preference Shares:

Particulars	As at 31 Mar 2021	As at 31 Mar 2020
	Rs in Lacs	Rs in Lacs
10% Cumulative Redeemable Preference shares of Rs.100 each	1,871.25	1,871.25
Arrears of Preference Dividend	1,225.51	1,225.51
Total	3,096.76	3,096.76

Reconciliation of no of shares outstanding and amount at the beginning and end of the year

Particulars	Number	Amount	Number	Amount
		Rs in Lacs		Rs in Lacs
Shares outstanding at the beginning of the year	18,71,250	1,871.25	18,71,250	1,871.25
Shares Issued during the year			-	-
Shares redeemed / bought back during the year			-	-
Shares outstanding at the end of the year	18,71,250	1,871.25	18,71,250	1,871.25

Details of shares held by each member holding more than 5% of total shares:

Particulars	As at 31 Mar 2021		As at 31 Mar 2020	
	Number	% of holding	Number	% of holding
Ayyappa Roler Floor Mills Ltd	11,64,000	62.20	11,64,000	62.20
Suryajyoti Infotech Ltd	5,64,250	30.15	5,64,250	30.15
Papal Exim India Ltd	-	0.00	-	-
Arun Kumar Agarwal	1,06,000	5.66	1,06,000	5.66

Terms / rights attached to Preference shares:

The company has one class of preference shares called Cumulative Redeemable Preference Shares having a par value of Rs.100 each with a fixed dividend rate of 10% pa with cumulative rights to the dividend. The holders are eligible to vote on all the resolutions of the company at General Meetings, in case the dividend is in arrear for not less than two years as on the date of the meeting. The holders will be preferential right to the paid up capital and arrears of dividend over the equity holders, in case of winding up the company. The shares are redeemable at par on the due date as mentioned below by giving three months notice of redemption by the Board of Directors of the company.

12. Net Employee Defined Benefit Liability: (Refer No.---)

Particulars	As at 31 Mar 2021	As at 31 Mar 2020
	Rs in Lacs	Rs in Lacs
Gratuity	193.27	193.27
Compensated Absences	33.97	33.97
Total	227.24	227.24

13. Other Non-Current Liability:

Particulars	As at 31 Mar 2021	As at 31 Mar 2020
	Rs in Lacs	Rs in Lacs
Unsecured Loans from Promoters and Associates	2,380.20	2,380.20
Unsecured Loans from Bodies Corporate	36.00	36.00
Total	2,416.20	2,416.20

1. The Unsecured Loans from Promoters, Associates and Corporate are in compliance with the stipulations of Banks at the time of approval of CDR restructuring. These unsecured loans does not carry any interest and are sub servent to Bank loans to the extent of Rs.989 lakhs.

Suryajyoti Spinning Mills Ltd

Notes on Financial Statements as at 31 Mar 2021

14. Short Term Borrowings:

Description	Effective Interest Rate	Maturity	As at	As at
			Mar 31, 2021	Mar 31, 2020
			Rs in Lacs	Rs In Lacs
Loans repayable on demand from banks- Working Capital loans				
Cash Credit facility	12.00%	On Demand	14,571.77	14,571.77
Packing Credit loans		On Demand	-	-
Bill discounted		On Bill Due date	-	-
Total			14,571.77	14,571.77
The above loans include:				
Secured Borrowings			14,571.77	14,571.77
Unsecured Borrowings			-	-

The Security Details are as under:

- The above facilities have been provided by SBI, SBH and IDBI towards working capital requirements of the company.
- The Primary security for the loans mentioned above is Pari-passu 1st charge on the entire current assets of the company, both present and future, situated at the four locations of the factories. Further secured by Pari-Passu II nd charge on the entire Fixed Assets of the company along with other Lenders.
- The Collateral security for the loans mentioned above are a) Pledge of shareholding of the promoters in the company of 76,11,397 equity shares on pari-passu basis to all Lenders; b) EM of commercial properties belonging to the relatives of the Promoters on Pari-Passu basis for SBI and SBH.
- The loans mentioned above are further secured by way of Personal Guarantee of three Directors of the company and by five of the relative of the Promoters. These are further secured by Corporate Guarantees of two of the group companies.
- The Loan of SBI is further secured by way of exclusive charge on the non-agricultural land belonging to one of the Director of the company.
- All the loan accounts with SBI,SBH, IDBI and IOB have become Non Performing due to non payment of interest and Principle dues. The respective Banks have initiated recovery action and filed application in DRT, Hyderabad demanding the full amount.

Description	As at	As at
	Mar 31, 2021	Mar 31, 2020
	Rs in Lacs	Rs in Lacs

14a. Trade Payables:

Outstanding dues to Micro and small enterprises (Refer Note No.---)	7.99	9.48
Outstanding dues to creditors other than micro and small enterprises (Refer Note No.---	3,152.68	3,168.27
Total	3,160.67	3,177.75

Terms and conditions of the above financial liabilities:

- Trade payables are non-interest bearing and are normally settled as per agreed terms.
- For explanations on the Company's credit risk management process, refer to Note No.----

Description	As at	As at
	Mar 31, 2021	Mar 31, 2020
	Rs in Lacs	Rs in Lacs
14b. Other Financial liabilities:		
Current maturities of non-current borrowings (refer Note No.----)	11,529.85	11,454.98
Payables for outstanding expenses	1,912.29	1,936.58
Interest accrued but not due on borrowings	7.97	-
Total	13,450.11	13,391.56
15. Other Current Liabilities:		
Advance from Customers	662.45	679.00
Statutory Liabilities	342.19	337.98
Short Term Loan From Others	5.75	12.00
Short Term Loan From Banks (Interim Finance)	65.00	-
(From SBI - Rs.51.19 Lakhs, IDBI - Rs.10.77 Lakhs and IOB - Rs.3.04 Lakhs)		
Other dues to KMP (Refer Note No.---)	613.46	613.46
Total	1,688.85	1,642.44
16. Net Employee Defined Benefit liability:		
(Refer Note No. -----)		
Gratuity	48.13	48.13
Compensated Absences	11.53	11.53
Total	59.66	59.66

Suryajyoti Spinning Mills Ltd

Notes to Financial Statements for the Year Ended 31 Mar 2021

Particulars	For the Year Ended	For the Year Ended
	31.03.2021	31.03.2020
	Rs in Lacs	Rs in Lacs
17. Revenue from Operations:		
Sale of products	2.10	4.72
Other Operating Revenue		
Conversion Charges earned	781.64	981.03
Scrap Sales	22.19	50.45
Total	805.93	1,036.20
18. Other Income:		
Interest Income	8.30	15.41
Other Non-operating income	-	236.68
Total	8.30	252.09
19. Cost of Materials Consumed:		
Raw Material Consumed		
Opening Stock	(0.00)	-
Add: Purchases	6.19	-
Less: Sale of Raw Materials	-	-
Less: Closing stock	(0.00)	-
Total	6.19	-
Total	6.19	-
20. Decrease /(Increase) in stocks of WIP and FG:		
Inventories at the end of Year		
Finished Goods	-	-
Work in Progress	-	-
Total	-	-
Inventories at the beginning of the year		
Finished Goods	-	0.53
Work in Progress	-	-
Total	-	0.53
Total	-	0.53

Suryajyoti Spinning Mills Ltd

Notes to Financial Statements for the Year Ended 31 Mar 2021

Particulars	For the Year Ended	For the Year Ended
	31.03.2021	31.03.2020
	Rs in Lacs	Rs in Lacs

21. Employee Benefit Expenses:

Salaries, wages and bonus	391.84	452.50
Contribution to Provident and other funds	-	-
Staff Welfare expenses	13.86	29.44
Employee Defined Benefit Expenses	-	-
Total	405.70	481.94

22. Other Expenses:

Stores, Spares and consumables	82.56	96.26
Power and Fuel	320.20	553.92
Effluent Treatment Expenses	-	-
Conversion chares paid	-	-
Other Manufacturing expenses	23.67	27.95
Repairs and Maintenance		
Plant & Machinery	1.13	4.18
Buildings	5.87	1.68
Other assets	10.94	8.69
Rent	-	-
CIRP Cost	14.55	-
Rates & Taxes	0.19	1.04
Printing & Stationery	1.06	2.61
Insurance	-	3.05
Directors Sitting Fees	-	0.16
Remuneration to Staturory Auditors (Refer Note No.---)	2.00	2.00
Remuneration to Cost Auditors	-	-
Managerial Remunertion	-	-
Communication expenses	2.88	4.43
Travelling & Conveyance	4.13	6.72
Vehicle Maintenance	8.11	10.81
Consultancy Charegs	2.87	20.80
Donations	-	0.65
Advertisement Expenses	0.25	0.10
Secretarial Expenses	-	-
Sales Commission	0.47	0.45
Carriage outwards & Clearing charges	0.23	0.89
Debit Balances Written off	-	1,200.41
Bad Debts Written off	-	-
Sundry Expenes	9.95	19.43
Total	491.06	1,966.23

Suryajyoti Spinning Mills Ltd

Notes to Financial Statements for the Year Ended 31 Mar 2021

Particulars	For the Year Ended 31.03.2021	For the Year Ended 31.03.2020
	Rs in Lacs	Rs in Lacs

23. Depreciation and Amortisation:

Depreciation	1,297.89	1,313.28
Total	1,297.89	1,313.28

24. Finance Costs:

Interest		
Term Loans	-	-
Working Capital Loans	-	-
Others	7.97	-
Dividend on Preference shares	-	-
Bank Charges	0.14	0.74
Total	8.11	0.74

25. Taxes:

Current Tax	-	-
Deferred Tax charge /(Credit)	-	-
Total	-	-

26. Components of Other Comprehensive Income:

Re-measurement gains/(losses) on employee defined benefit plans	-	-
Deferred Tax effect on remeasurement costs		
Total	-	-

27. Earnings per equity share:

Basic EPS amounts are calculated by dividing the profit for the year attributable to equity holders of the company by the weighted average number of equity shares outstanding during the year. Diluted EPS amounts are calculated by dividing the profit attributable to the equity holders of the company by the weighted average number of equity shares outstanding during the year plus the weighted average number of equity shares that would be issued on conversion of all the dilutive potential equity shares into Equity shares.

Profit after Tax for the year	(1,394.72)	(2,474.43)
Weighted average no of equity shares considered for calculation	1,96,56,164	1,96,56,164
Earnings per Shares		
Basic	(7.10)	(12.59)
Diluted	(7.10)	(12.59)
Face Value per Equity Share (Rs.)	10.00	10.00